

COUNT ON US

.....  
**Quality**  
**Efficiency**  
**Reliability**

**Ray**  
Electrical Trading LLC



ISO 9001:2015 CERTIFIED

Get in Touch

+9682 281 4999

[www.rayelectrical.com](http://www.rayelectrical.com) | [info@rayelectrical.com](mailto:info@rayelectrical.com)



# INDEX

	.....	Page 04-15
	.....	Page 16-17
	.....	Page 18-18
	.....	Page 19-19
	.....	Page 20-20
	.....	Page 21-21
	.....	Page 22-22
	.....	Page 23-23
	.....	Page 23-23
	.....	Page 24-24
	.....	Page 24-24
	.....	Page 25-25
	.....	Page 25-25
	.....	Page 26-27



Backed by 25 years of proven track record in UAE as importers, stockists & distributors of electrical products, the promoters have now entered in to Sultanate of Oman where they have been supplying their agency products for the past 10 years. The new venture **Ray Electrical Trading** is proud to follow the legacy that has withstood the test of time by promoting brands.

Through our parent companies we enjoy distribution rights for the following renowned brands in the territory of Sultanate of Oman.

**Kedbrooke, Ramcro, Bandex, Sharp, Usha, Everlux, Lumino, MESC, MAY, Megalite, VS, Cupra, Vinitape & Everhot**

#### **OUR STRENGTH :**

Quality - For us quality is the best business plan.

Experience - Backed by 25 years of excellence as a trusted and reliable source.

Competitive Prices - We are very price competitive in relation to quality, reliability & safety of our products.

Facilities - Local warehouse operation coupled with extended own storage facility in UAE.

Customer Service - We believe good customer service cost less than bad customer service.

Embrace Change - Change is constant and we are open to customer suggestions and technological innovations.

#### **Vision:**

To become the leading electrical trading company in Oman by making our brands the overwhelming first choice of its targeted customers.

#### **Mission:**

To develop trustworthy brands from preferred partners reputed for it's quality services and products to fulfil the aspirations of our customers, employees and stake holders.

## FANS - COMMERCIAL

### CEILING FAN

#### KBQS-56

- Perfect design with nice appearance
- Controlled normal temperature during operation
- Powerful and durable motor with double ball bearing, producing strong air flow
- 5 speed wall mounted regulator
- Voltage 220V-240V, Frequency-50Hz, Input-80W, RPM  $\pm$  290



#### KBDS-56-10 (ECONOMY)

- Perfect design with nice appearance
- Controlled normal temperature during operation
- Powerful and durable motor with double ball bearing, producing strong air flow
- 5-speed wall-mounted regulator
- Voltage 220V-240V, Frequency - 50Hz, Input - 75W, RPM  $\pm$  290



### ORBIT FAN

- High quality metal blades for smooth rotation, wind speed & even air delivery
- Powder coated guard with 100 ribs for stronger protection and higher safety.
- Powerful motor with high air delivery.
- Speed control & Oscillation
- 3 speed wall regulator.



### WALL FAN

- High quality metal blades for smooth rotation, wind speed & even air delivery
- Powder coated guard with 120 ribs for stronger protection and higher safety.
- Powerful motor with high air delivery.
- 3 wind speed. Double pull switch, Speed control and Oscillation



### VENTILATING FAN - SQUARE & ROUND

- Best quality plastic PP material
- Soft and noiseless wind blowing
- Easy installation on glass and wall
- Silicon steel motor with built-in thermo-cut-off protection



Kedbrooke products are reputed for its quality, efficiency and reliability which has been certified by international laboratories.



## FANS - INDUSTRIAL



- Epoxy powder coating to make corrosion resistant against chemically charged atmosphere and saturated humid conditions
- Dynamically balanced blades for even load on bearings, thereby, extending the fan life
- Suitable for ventilation in Factory, Kitchen, Residence, Hotel, Entertainment places etc.

### VENTILATING FAN - METAL

MODEL	FAN DIA (mm/inch)	SPEED (RPM)	WATTS	PHASE
FA25B	250 (10")	1200	45	Single
FA30B	300(12")	1000	75	Single
FA35B	350(14")	1200	135	Single
FA40B	400(16")	950	160	Single
FA45B	450(18")	900	250	Single
FA50B	500(20")	850	350	Single
FA60A	600(24")	950	200	Single



### PEDESTAL / STAND FAN

KBPF 24HD, KBPF 26HD, KBPF 30HD  
(24", 26", 30")



- Large air volume and low noise, durable motor
- Three speeds. Chrome and dense guard
- Optimized aluminum-iron blade structure, two or three blades
- Suitable for cooling-down temperature in mineral factories, workshop, warehouse & hall etc.



### WALL MOUNT - HEAVY DUTY FAN

KBWF20HD, KBWF24HD  
(20", 24")



- Three speeds. Chrome and dense guard
- Full cooling temperature system, motor with a long service life
- Novel outlook, large air volume, low temperature rise and noise
- Optimized aluminum-iron blade structure, two or three blades
- Suitable for cooling-down temperature in mineral factories, workshop, warehouse & hall etc.



### CEILING MOUNT - ORBIT

KBOF 18 HD

- Full cooling temperature system, motor with a long service life
- Novel outlook, large air volume, low temperature rise and noise
- Three speeds. Chrome and dense guard
- Optimized aluminum-iron blade structure, two or three blades
- Suitable for cooling-down temperature in mineral factories, workshop, warehouse and hall etc.



### CENTRIFUGAL MIST FAN

(26") - FL-650F-1

Durable, low noisy, high velocity motor, 100% copper wire, Pure copper wire power cord. High - velocity automatic pressing stator and rotor.

Voltage: 220V-240V  
Frequency: 50/60Hz, Size: 26"  
Power: 260W, Speed: 3  
Tank: PP Material 48L  
Max Mist volume: 5L/H



### BLOWER FAN

- Novel outlook, excellent craftwork,
- U supporter & handle flexible using, movable operation with flexible duct.
- Utilizes CAD optimized design for blade and air outlet, large air flow and high pressure
- Connecting a flexible soft duct, high pressure under long distance
- Suitable for underground, telecommunication, repairing tunnel project, warehouse etc.

## LIGHTING - INDOOR & OUTDOOR

### LED Filament Antique Lamp -ST64

Voltage : 170-240V 50/60Hz  
 Beam Angle : 360°  
 Colour : Clear  
 Lumen : 100 Lm/W  
 Life Span : 25,000 Hrs



Wattage	Lumen	Colour Temp.	Base	PF	CRI
8W	800	3000K	E27	0.9	100

### LED BULB - B22

Voltage : 220-240V  
 CRI : ≥ 80  
 Beam Angle : 205°  
 Operating Temp. : -20°C to 50°C  
 Colour Temp. : 6500K



Model	Base	Wattage	Lumen
KB-LB-B22-6W	A60-B22	6W	510
KB-LB-B22-9W	A60-B22	9W	765
KB-LB-B22-12W	A70-B22	12W	1020
KB-LB-B22-13W	A70-B22	13W	1105

### LED BULB - E27

Voltage : 170-240V  
 CRI : ≥ 80  
 Beam Angle : 240°  
 Operating Temp. : -20°C to 50°C  
 Colour Temp. : 6500K  
 Life Span : 15,000 Hrs



Model	Base	Wattage	Lumen
KB-LB-E27-6W	A60-E27	6W	510
KB-LB-E27-9W	A60-E27	9W	765
KB-LB-E27-12W	A70-E27	12W	1020
KB-LB-E27-13W	A70-E27	13W	1105
KB-LB-E27-15W	A70-E27	15W	1275

### LED LAMP- MR16 & GU10

Voltage : 220-240V  
 CRI : ≥ 80  
 Beam Angle : 38°  
 Life Span : 15,000 Hrs  
 Lumen : 85 Lm/W



Model	Wattage	Lumen	Colour Temp.
KB-GU5.3-5WW	5W	425	3000K
KB-GU5.3-5DL	5W	425	6500K
KB-GU5.3-7WW	7W	640	3000K
KB-GU5.3-7DL	7W	640	6500K
KB-GU10-7WW	7W	640	3000K
KB-GU10-7DL	7W	640	6500K

### LED T BULB

Voltage : 170-240V  
 CRI : ≥ 80  
 Life Span : 25,000 Hrs  
 Beam Angle : 205°  
 Operating Temp. : -20°C to 50°C



Model	Wattage	Lumen	Colour Temp.	Base	PF
KB-TB9WW	9W	900	3000K	E27	0.9
KB-TB9NW	9W	900	4000K	E27	0.9
KB-TB9D	9W	900	6500K	E27	0.9
KB-TB13WW	13W	1300	3000K	E27	0.9
KB-TB13NW	13W	1300	4000K	E27	0.9
KB-TB13D	13W	1300	6500K	E27	0.9

### LED DOWNLIGHT - COB

LED COB downlight made of die-cast aluminum body with glass diffuser. IP 20.

Voltage : 170-240V  
 Life Span : 30,000 Hrs  
 Lumen : 90Lm/W  
 Power Factor : >0.9

Model No.	Wattage	Lumen	Beam Angle	CRI	Colour Temp.	Dimension
KB-LCD30WW	30W	2700	38°	≥70	3000K	ø220mm x H60mm
KB-LCD30NW	30W	2700	38°	≥70	4000K	ø220mm x H60mm
KB-LCD30DL	30W	2700	38°	≥70	6500K	ø220mm x H60mm



Kedbrooke Electricals Ltd (KEL) provides customers all over the world a basket of electrical products under a trustworthy leading brand. At KEL quality is not an act but a habit.



## LIGHTING - INDOOR & OUTDOOR

### LED SPOT LIGHT

Voltage : 170-240V  
 Life Span : 20,000 Hrs  
 Lumen : 90Lm/W  
 Adjustable : up to 45°  
 Power Factor : >0.5  
 No flicker, Available in 7W and 10W

Model	Wattage	Lumen	Beam Angle	Colour Temp.	Cut Out	Dimension
KB-SPL7WW	7W	630	38°	3000K	70mm	ø90mm x H45mm
KB-SPL7NW	7W	630	38°	4000K	70mm	ø90mm x H45mm
KB-SPL7DL	7W	630	38°	6500K	70mm	ø90mm x H45mm
KB-SPL10WW	10W	900	38°	3000K	100mm	ø120mm x H45mm
KB-SPL10NW	10W	900	38°	4000K	100mm	ø120mm x H45mm
KB-SPL10DL	10W	900	38°	6500K	100mm	ø120mm x H45mm



### LED SLIM PANEL LIGHT - ROUND - RECESSED

LED panel light-Recessed made of die-cast aluminum body with PC diffuser.

Size : 6", 8" & 10"  
 Watts : 12W, 18W & 24W  
 Voltage : 85V-265V 50Hz  
 CRI : ≥ 70  
 IP Rating : IP20  
 LED Driver : Isolated  
 Power Factor : >0.5  
 Lifetime : 30,000 Hrs

Model	Wattage	Lumen	Colour Temp.	Dimension	Cut Out
KB-M75W12-02	12W	780	3000K	6"-170x15	ø152
KB-M75N12-02	12W	804	4000K	6"-170x15	ø152
KB-M75D12-02	12W	840	6500K	6"-170x15	ø152
KB-M75W18-02	18W	1170	3000K	8"- 225x15	ø203
KB-M75N18-02	18W	1206	4000K	8"- 225x15	ø203
KB-M75D18-02	18W	1260	6500K	8"- 225x15	ø203
KB-M75W24-02	24W	1560	3000K	10"- 300x15	ø274
KB-M75N24-02	24W	1608	4000K	10"- 300x15	ø274
KB-M75D24-02	24W	1680	6500K	10"- 300x15	ø274



### LED SLIM PANEL LIGHT SQUARE

KB-SM75W12-02	12W	780	3000K	6"-170x170x15	150x150
KB-SM75N12-02	12W	804	4000K	6"-170x170x15	150x150
KB-SM75D12-02	12W	840	6500K	6"-170x170x15	150x150
KB-SM75W18-02	18W	1170	3000K	8"- 225x225x15	203x203
KB-SM75N18-02	18W	1206	4000K	8"- 225x225x15	203x203
KB-SM75D18-02	18W	1260	6500K	8"- 225x225x15	203x203
KB-SM75W24-02	24W	1560	3000K	10"- 300x300x15	274x274
KB-SM75N24-02	24W	1608	4000K	10"- 300x300x15	274x274
KB-SM75D24-02	24W	1680	6500K	10"- 300x300x15	274x274



### LED PANEL LIGHT - SURFACE - ROUND & SQUARE

LED panel light-Surface made of die-cast aluminum body with PC diffuser.

Model	Wattage	Lumen	Colour Temp.	Dimension
KB-SRM75W12-02	12W	780	3000K	6"-160x28
KB-SRM75N12-02	12W	804	4000K	6"-160x28
KB-SRM75D12-02	12W	840	6500K	6"-160x28
KB-SRM75W18-02	18W	1170	3000K	8"- 210x28
KB-SRM75N18-02	18W	1206	4000K	8"- 210x28
KB-SRM75D18-02	18W	1260	6500K	8"- 210x28
KB-SRM75W24-02	24W	1560	3000K	10"- 290x28
KB-SRM75N24-02	24W	1608	4000K	10"- 290x28
KB-SRM75D24-02	24W	1680	6500K	10"- 290x28



## LIGHTING - INDOOR & OUTDOOR

### LED PANEL LIGHT - 60x60

#### RECESSED & SURFACE

Ultra thin design, 70% energy saving, Luminous efficiency up to 90lm/W UGR<19  
Made of high quality aluminum frame with PMMA diffuser (No yellowing), No flicker.

Life Span : 30,000 HRS  
Size : 595 x 595mm

Model No.	Wattage	Lumen	Beam Angle	CRI	Colour Temp.
KB-SL-M45-40W WW	40W	3600 Lm	120°	>80	3000K
KB-SL-M45-40W NW	40W	3600 Lm	120°	>80	4000K
KB-SL-M45-40W DL	40W	3600 Lm	120°	>80	6500K
KB-SL-M45-36W DL	36W	2268 Lm	120°	>80	6500K
KB-SL-M45-48W DL	48W	3024 Lm	120°	>80	6500K
KB-SL-M45-60W DL	60W	3780 Lm	120°	>80	6500K



### LED CEILING LIGHTS

Made of non yellowing polycarbonate body,  
Life Span : 30,000 Hrs  
IP Rating: IP20

Model No.	Wattage	Lumen	Beam Angle	CRI	Colour Temp.
KBLCL18W	18W	1600 Lm	120°	>76	6500
KBLCL24W	24W	2000Lm	120°	>76	6500



### LED GLASS TUBE

Watts : 12W, 22W  
Voltage : 220-240V  
Body : PC  
Life Span : 25,000 Hrs

Model	Wattage	Lumen	Colour Temp.	Base	PF	CRI	Length
KB-LT8W-12	12W	900	3000K	G13	0.9	80	0.6m
KB-LT8N-12	12W	900	4000K	G13	0.9	80	0.6m
KB-LT8D-12	12W	900	6500K	G13	0.9	80	0.6m
KB-LT8W-22	22W	2100	3000K	G13	0.9	80	1.2m
KB-LT8N-22	22W	2100	4000K	G13	0.9	80	1.2m
KB-LT8D-22	22W	2100	6500K	G13	0.9	80	1.2m



### BATTEN WITH LED GLASS TUBE

LED batten made of sheet steel body,  
Voltage : 220-240V,  
IP Rating : IP20, Life Span : 25,000 Hrs

Model	Wattage	Lumen	Colour Temp.	PF	CRI	Length
KB-LBF-12	1x12W	1150	6500K	0.9	80	0.6m
KB-LBF-22	1x22W	2100	6500K	0.9	80	1.2m
KB-LBF-212	2x12W	2300	6500K	0.9	80	0.6m
KB-LBF-222	2x22W	4200	6500K	0.9	80	1.2m





## LIGHTING - INDOOR & OUTDOOR

### BATTEN WITH LED GLASS TUBE - MAX

LED batten made of sheet steel body

Voltage : 220-240V, IP Rating : IP20

Life Span : 15,000 Hrs

Model	Wattage	Lumen	Colour Temp.	PF	CRI	Length
KBML-BF113	1x13W	1040lm	6500K	0.9	80	0.6m
KBML-BF125	1x25W	2250lm	6500K	0.9	80	1.2m



### LED MIRROR LIGHT WITH SWITCH

Voltage : 220-240V

IP Rating : IP20

Life Span : 25,000 Hrs

Model	Wattage	Lumen	Colour Temp.	PF	CRI	Length
KB-ML112S	1x12W	900	6500K	0.9	80	0.6m



### LED WEATHERPROOF FITTINGS IP65

WITH ABS + PC COVER + METAL CLIPS

Voltage : 220-240V

Life Span : 25,000 Hrs

Model	Wattage	Lumen	Colour Temp.	PF	CRI	Length
KB-WP12LED	1x12W	900	6500K	0.9	80	0.6m
KB-WP14LED	1x22W	2100	6500K	0.9	80	1.2m
KB-WP22LED	2x12W	1800	6500K	0.9	80	0.6m
KB-WP24LED	2x22W	4200	6500K	0.9	80	1.2m
KBLWP-12	1x12W	900	6500K	0.9	80	0.6m
KBLWP-14	1x22W	2100	6500K	0.9	80	1.2m
KBLWP-22	2x12W	1800	6500K	0.9	80	0.6m
KBLWP-24	2x22W	4200	6500K	0.9	80	1.2m



### LED STAND LIGHT

Voltage: 240V/50Hz

Material: Die Casting Aluminium

IP Rating: IP65

Model No.	Wattage	Lumen	Colour Temp.	Body Colour
KBFLIC19003	1x50W	4250 Lm	6500K	Yellow
KBFLIC19003	2x50W	8500 Lm	6500K	Yellow



## LIGHTING - INDOOR & OUTDOOR

### LED FLOOD LIGHT

High efficient LED flood light suitable for outdoor and indoor area lighting. Body made of die-cast aluminum, black powder coated with toughened glass. With high quality SMD chips. Save up 80% energy have better lighting characteristics than traditional metal halide.

Slim & Compact design, Instant start, No flickering, High strength and impact resistance

Life span: 30,000 hrs, IP 65, Working temp: -40°C to 60°C



### PRISMATIC DIFFUSER - LED/T8

Voltage: 220- 240V 50Hz

IP Rating: IP40

Body Material: Aluminum body & Prismatic diffuser.

Model - KBPBL110 - 1x10W (2Ft), Model - KBPBL120 - 1x20W (4Ft), Model - KBPBL220 - 2x20W (4Ft)



### REFLECTOR BATTEN FITTING - LED/T8

KEDBROOKE T8 - Batten with large reflector, has a beautiful structure and can be conveniently installed. The lamp holder adopts unique half arc design supplying much more symmetrical and comfortable lighting, which is safe and durable. Lamp body adopts imported cold rolled steel plate disposed by phosphor adopting electrostatic spray, plastic resists rust in moist environments, excellent to be used in factories, schools, waiting rooms and public places. Optional Electronic ballasts are available.



### INSECT KILLER

- Patented design
- Best quality UV-A tube to ensure 100% Insect killing rate
- International safety approved inner components for high quality assurance
- Open-ended, but safely protective outer mesh for maximum attraction rate
- With collection tray for easy cleaning
- Made for hanging or free-standing
- No chemical, eco-friendly
- Ideal for using in kitchen, restaurant etc.
- Voltage 220-240V -50/60 Hz
- Protection against electric shock Class II
- Gc2 series. Available size: 2x6W, 2x8W, 2 x 10W, 2x15W, 2x20W



## Mission

Customers - earn loyalty by listening to them, anticipating their needs and creating value in their eyes.



## CABLE & CABLE ACCESSORIES

### CAT6 CABLE

- Provides 250MHz standard
- Conductor Resistance at 20°C  $\Omega$ /100m - max: 9.5
- Meet EIA/TIA 568 B.2, EN 50173-1, ISO/IEC 11801 Standards.
- Resistance percentage - max:3.0
- Near-end crosstalk dB/ 100m min
- PVC jacket with HDPE insulation.
- Solid wire 24(AWG) Bare copper conductor
- Operating temperature: -20°C to +75°C
- Return Loss (Min. at 250MHz): 18.60 dB
- Attenuation: (Min. at 250 MHz) : 30.70 dB



### RUBBER CABLE

H07RN-F is a rubber flexible power cable specifically designed to operate in tough weather conditions and under high mechanical and thermal stresses.

The hard-wearing H07RN-F cable is made up of class 5 flexible plain copper conductors, EPR (Ethylene Propylene Rubber) insulation and a black CPE sheath.

With its oil, grease and water resistant sheath, H07RN-F cable is suitable for use in a whole range of different applications, including handling equipment, mobile power supplies and stage & audio equipment.



### FLEXIBLE CABLES - BS6500

Flexible Cable (Cu/PVC)

Quality Flexible Wire to BS6500

Voltage: 300/500V – 100 yards

Kedbrooke flexible cable are

available in 2 core, 3 core, 4 core & 5 core

Starting from 0.5 sqmm to 16 sqmm

Available Colours: White & Black



### CABLE GLANDS & LUGS

BW BRASS GLANDS for SWA Cable:

To BS 6121: Part 1

Suitable for single wire armoured, plastic or rubber sheath cables.

Application: for use in a dry indoor conditions.

Low cost two part design.

Shroud may be used for additional ingress protection.

Finish: Natural Brass and also available in Electro tinned and Nickel.

Threads: Entry threads are metric to BS 3643 and are also available in Imperial (ET)

Also available in Aluminium (BS 1474) cable glands. IP54



CW Brass Glands for SWA Cable:

To BS6121: Part 1

Suitable for single wire armoured, plastic or rubber sheathed cables.

Outer seal grips sheath of cable. For use in most climatic conditions weatherproof and water-proof. Seal rated to IP66. Design has separate armour locking ring.

Gland rated to IP 66 with use of suitable sealing washer or thread sealant at gland interface.

Finish: Natural Brass and also available in Electro Tinned and Nickel.

### CONTROL CABLES



Kedbrooke Control cables are available in shielded and unshielded version in different sizes.

0.5 Sqmm, 0.75 Sqmm, 1 Sqmm and 1.5 Sqmm  
in 3 core, 4 core, 7 core & 12 Core.

## G.I CONDUITS AND ACCESSORIES

### G.I CONDUIT CLASS 3

Pre Galvanized Steel Conduits complying to BS 4568 Part 1 :1993. Both ends threaded with one coupler and protected with plastic cap at the other end. Standard length is 3.75 meters (10pcs / bundle)



#### G.I. Conduit (To BS 4568, BS 31)

PART No.	Size (mm)	Outside Diameter		Wall Thickness (mm)	Length (meters)	Length of Thread		Primary Bundle (pcs)
		Min	Max			Min	Max	
Heavy Gauge								
KBC420	20	19.7mm	20.0mm	1.6±0.15	3.75	13.0mm	15.0mm	10
KBC425	25	24.6mm	25.0mm	1.6±0.15	3.75	16.0mm	18.0mm	10
KBC432	32	31.6mm	32.0mm	1.6±0.15	3.75	18.0mm	20.0mm	10
KBC440	40	39.6mm	40.0mm	1.8±0.15	3.75	19.0mm	22.0mm	5
KBC450	50	49.6mm	50.0mm	1.8±0.15	3.75	19.0mm	22.0mm	5
Medium Gauge								
KBC320	20	19.7mm	20.0mm	1.35±0.15	3.75	13.0mm	15.0mm	10
KBC325	25	24.6mm	25.0mm	1.35±0.15	3.75	16.0mm	18.0mm	10
KBC332	32	31.6mm	32.0mm	1.35±0.15	3.75	18.0mm	20.0mm	10

### G.I CONDUIT FITTING & ACCESSORIES



Material : Malleable Iron  
Finishes: Black Enamel, Galvanized  
Size: 20mm, 25mm

### SADDLES



Material: Steel,  
Finishes: Black Enamel, Galvanized  
Size: 20mm, 25mm, 32mm

### G.I FLEXIBLE CONDUIT

Kedbrooke G.I Flexible Conduit with PVC coating is intended to protect cables in applications where there is repeated flexing, vibration and bending.



CODE No.	Outer Dia	Inner Dia	Thickness Of Steel Strip (Width*thickness)
KFC-20	20MM	16.5MM	8.6*0.22MM
KFC-25	25MM	21.0MM	9.5*0.22MM
KFC-32	32MM	27.5MM	12.7*0.25MM
KFC-40	43MM	38.0MM	12.7*0.28MM
KFC-50	52MM	46.0MM	17*0.35MM

### G.I. JUNCTION BOX



MODEL NO	SIZE	THICKNESS	DEPTH	KNOCK OUT	EARTHING
KGIB3X3	3 X 3	0.8MM	35MM	20MM & 25MM	BRASS TERMINAL
KGIB3X6	3 X 6	0.8MM	35MM	20MM & 25MM	BRASS TERMINAL

All KedBrooke G.I Junction boxes are with adjustable lug.

### BENDING SPRING

KPBS20	Length 500mm	20mm Dia.
KPBS25	Length 500mm	25mm Dia.
KPBS32	Length 500mm	32mm Dia.



### CABLE PULLER

KCP10	Length 10Meter
KCP20	Length 20Meter
KCP30	Length 30Meter



Suppliers - long term partnership to provide high quality products with extraordinary service to customers.



## WIRING ACCESSORIES



### WHITE PVC SWITCHES & SOCKETS - KBV



13A Double switch socket



45A DP Switch with neon



250W fan controller

### METAL CLAD SWITCHES & SOCKETS - KBMC



13A Double switch socket



20A DP Switch with neon



3 Gang 2way switch

### WEATHERPROOF SWITCHES & SOCKETS - KBCL



13A WP double switch socket



2 Gang 2way WP switch



3 Gang 2way WP switch

### WEATHERPROOF ISOLATOR, PLUG & SOCKETS, TERMINAL BLOCKS



35A 2p WP Isolator IP65



16A 3way multi socket



110V 32A 3pin socket



16A 3pin wall socket



20A 10mm strip connector

## CABLE REELS, ENCLOSURES & PG GLANDS

### CABLE REEL - OPEN DRUM

KB2200-4-25 MTRS, KB2250-4-40 MTRS, KB2250-4-50 MTRS

- 250V open drum extension reels fitted with a 13Amp 3 pin plug and 4 outlet sockets.
- 1.5mm diameter 3 core heavy duty cable.
- Strong and durable for industrial use.
- Ideal for use with power tools, transformers etc.
- Unbreakable plastic body.
- Available in 25 Mtr & 50 Mtr.



### CASSETTE REEL

KB-S2208-4-5 MTRS, KB-S2206-4-10 Mtr

- Portable power cassette reel provides power where you need it most
- Each unit has 4x13Amp socket outlets, 250V, PVC coated 1.25 sqmm insulated cable 3 core
- Available in 10Mtr & 5Mtr



### HANDBAG REEL

KB2225-4-25MTR

- 25 Mtr 13 Amp extension reel handbag style.
- Robust, easy wind action with integral hand grip and four socket outlets, gated for safety
- Unbreakable plastic case with easy wind handle fitted with approved plugs.



### ENCLOSURE - METAL

Paint finish: Epoxy polyester powder coating textured finish  
 Colour: RAL 7032 or RAL 7035  
 Protection Degree: IP66/IP55  
 Against mechanical Impacts: IK10  
 Thickness: Enclosure & Door:  
 Sheet steel 1.2mm till size ST6 820 then 1.5mm  
 Mounting plate: Zinc-coated steel 1.5mm till size ST6 820 then 2.0mm



### PLASTIC JUNCTION BOX

Plastic Junction box is free from corrosion, compressive property and insulation, widely used in electronics, communications, control panels, terminal boxes, public accomodation, ship industry & food industry.  
 IP 56, Temperature: -40° C to +80° C  
 ABS PC



W	H	D	W <sub>3</sub>	H <sub>3</sub>	D <sub>1</sub>	D <sub>2</sub>	Cover: Grey Body: ABS			
100x	100x	50	104	104	50	68	108	40	14	TB- AG- 1010
110x	150x	70	113	153	70	98	137	49	25	TB- AG- 1115
140x	190x	70	144	194	70	128	177	51	25	TB- AG- 1419
190x	240x	90	195	250	90	170	226	70	25	TB- AG- 1924
220x	300x	120	230	310	120	200	280	76	50	TB- AG- 2230
300x	380x	120	310	390	120	281	278	78	50	TB- AG- 3038

### PG GLANDS

Kedbrooke PG Glands can be used to fix cables and provide effective protection against dust and water from entering electrical distribution board, electromechanical controlling board and other instruments.

TYPE	PG 7	PG 9	PG 11	PG 13.5	PG 16	PG 21	PG 29	PG 36	PG 42	PG 48
Diameter (mm)	3-6	4-8	5-10	7-12	10-14	13-18	18-25	22-32	30-38	34-44
Thread length (mm)	8	8	8	9	10	11	11	13	13	13



**WATER HEATERS**



**GALVANIZED IRON WATER HEATER**

**Made in Sultanate of Oman**

- Single Weld Galvanized Iron Inner Tank
- High Quality Heating Element
- High Quality Automatic Thermostat
- Pressure Relief Valve For Extra Safety
- CFC Free Insulation Foam Saves Electricity
- Epoxy Polyester Powder Coated outer body

Rated Voltage	220 (V) - 240 (V)
Rated Input Power	1200 (W) / 1500 (W)
Power Frequency	50 HZ / 1PH
Set temperature maximum	75°C
Rated pressure	7 bar (MPa 0.7)
Inlet/Outlet pipe size	1/2" BSPT
Foam Insulation	20mm
Carton Thickness	5 Ply

Model No	Water Capacity	Diameter	Height	Carton Size (mm)	Gross Weight (Kgs)
KBGI 010V	10 Liters	290	340	340X 340 X 375	7.000
KBGI15V	15 Liters	290	440	340 X 340 X 465	8.500
KBGI30V	30 Liters	400	465	425 X 425X550	12.300
KBGI30H	30 Liters	400	465	425 X 425X550	12.500
KBGI50V	50 Liters	400	635	425 X 425 X 675	14.500
KBGI50H	50 Liters	400	635	425 X 425 X 675	14.700
KBGI80V	80 Liters	450	770	475 X 475 X 820	22.300
KBGI80H	80 Liters	450	770	475 X 475 X 820	22.700

**GLASS LINED WATER HEATER**

**Made in Sultanate of Oman**

Rated Voltage	220 (V) - 240 (V)
Rated Input Power	1200 (W) / 1500 (W)
Power Frequency	50 HZ / 1PH
Set temperature maximum	75°C
Rated pressure	7 bar (MPa 0.7)
Inlet/Outlet pipe size	1/2" BSPT
Foam Insulation	20mm
Carton Thickness	5 Ply

- High quality Glass lined (Enameled) steel inner tank
- Flange type Italian make heating element
- Double safety Italian automatic thermostat
- Pressure relief valve for extra safety
- Magnesium anode for protection of inner boiler
- Stainless steel inlet /outlet pipe
- CFC free insulation foam saves electricity
- Epoxy polyester powder coated outer body



Model No	Water Capacity	Diameter	Height	Carton Size (mm)	Gross Weight (Kgs)
KBGL10V	10 Liters	290	340	340X 340 X 375	7.600
KBGL15V	15 Liters	290	440	340 X 340 X 465	8.500
KBGL30V	30 Liters	400	465	425 X 425X550	15.200
KBGL30H	30 Liters	400	465	425 X 425X550	15.300
KBGL50V	50 Liters	400	635	425 X 425 X 675	17.680
KBGL50H	50 Liters	400	635	425 X 425 X 675	18.000
KBGL80V	80 Liters	450	770	475 X 475 X 820	24.280
KBGL80H	80 Liters	450	770	475 X 475 X 820	24.500

MANUFACTURED FOR KEDBROOKE INDUSTRIES LTD. U.K



RAMCRO SPECIAL CABLES – MADE IN ITALY. RAMCRO with its presence in Europe, Middle East, India and Latin America is a cable manufacturer known to the world, now operates across more market sectors and countries than ever before, an extensive range of cable products and cost effective supply chain solutions. RAMCRO facility and cable products are of highest quality, with Italian design end-manufacturer, that indicates to the market that RAMCRO is the best solution for delivery and affordability.

**FIRE RESISTANT CABLE, CONTROL & BUILDING MANAGEMENT SYSTEM (BMS) CABLE, INSTRUMENTATION CABLE**



**FIRE RESISTANT CABLES**

**Approved by Royal Oman Police (ROP)**

Certified by LPCB

ESMA Approved

Approved by Civil Defense of Dubai & Abu Dhabi

Approved by Bahrain Civil Defense



RAMCRO cables are used for Fire Resistant and Circuit Integrity, and essential to prevent life from smoke and noxious fumes, and where sensitive equipment may be damaged by acid forming gases.

Ramcro Fire resistant cables are with sub branded Ramfirecro are manufactured to meet the requirements in accordance to the major international standards. ie, BS 7629/BS 6387, CWZ/IEC 60331-21/ EN50200 PH120/BS 8434-2/ etc.

**Cable Ranges:**

Fire Planet - BS 6387 CWZ, Multi-core, Solid CU, Silicon Rubber - Insulation, Collective screen, LSZH - Sheath

Fire Sun - BS 7629, Multi-core, Solid/Stranded CU, Silicon Rubber - Insulation, Collective screen, LSZH - Sheath

Fire Star - Enhanced BS 8434-2 Multi-core Solid / Stranded CU, Mica+ XLPE + Silicon Rubber - Insulation, Collective screen, LSZH - Sheath

Available in cross sectional area: 1.00, 1.5, 2.5 and 4.00Sq mm.  
Conductor: Solid & Stranded, Outersheath Colour: Red / White







### CONTROL & BUILDING MANAGEMENT SYSTEM CABLES

Control and BMS cables are special extra low voltage cables for data transmission and communication. These cables are specially constructed cables for ELV systems which carries low voltage signals with accuracy and protection from any external disturbances or influences coming in the form electromagnetic vibrations from neighbouring cables or devices.

#### Cable Ranges:

**Multi Conductor Cable** - Multi conductor cable comes with minimum 2 cores and goes up to 8 core or more cables which is used for field devices and for transmitting signals. These cables are constructed uniquely for both signal and power transmission also for controllers, meters and data gathering devices.

**Paired Cable** - Paired cables are primarily used for communication which is skillfully constructed in twisted pairs with tinned copper which will enhance the life of copper from any seasonal damages.

**Data cable** - Data cables and the cables used for data collection from slave to master and master to slave which is data transmitting cables from one device to another.

**KNX Cable** - KNX cables is also a paired cables with solid conductors which is used for lighting control and communication.

**Speaker Cable** - Speaker cables and special cables which mainly comes in 2 cores and ranges normally from 16 AWG to 12 AWG for transmitting high frequency transmission without any external disturbances. Available in PVC Jacket, LSF Jacket - Low Smoke Flame, LSZH / LSOH Jacket - Low Smoke Zero Halogen, Screened / Unscreened



Applications:  
 Building Management System,  
 Home Automation, Lighting Control,  
 Access Control, Security,  
 Guest Room Management System (GRMS),  
 Public Address System.



### INSTRUMENTATION CABLES

These cables are designed to connect electrical instrument circuits and provide communication services in and around process plant (e.g. petrochemical industry etc.). Inside a complete gamma suitable for few applications and critic installations.

BS 5308 cables are designed to carry communication and control signals in a variety of installation types including those found in the petrochemical industry. The signals can be of analogue, data or voice type and from a variety of transducers such as pressure, proximity or microphone.



HAYATA P.C. ENTERPRISES CO. LTD., more commonly known as Kai Suh Suh Enterprise Co. Ltd., is the leading manufacturer of cable ties, wiring ducts, wiring markers and other related wiring accessories serving more than 126 countries around the world. Hayata, an ISO 9001 & ISO 14001 certified company, adopt the most high-tech, computer controlled inject and extrude machine to produce over 1000 kinds of products whose quality has been listed by many international laboratories.

- **CABLE MARKERS, MARKER STRIP, CABLE TIES • SELF ADHESIVE TIE MOUNT • WIRING DUCT, SPIRAL BINDINGS**
- **TERMINAL & CONNECTORS (INSULATED LUGS) • PVC GLAND (AG & PG), SCREW ON WIRE CONNECTOR**
- **HEAT SHRINKING SLEEVES, GROMMETS CABLES**





Kayjay Sharp Trendys, a product of the “Sharp Monobloc Pumps” in India, has become a symbol for quality and reliability, which is why there is an ever-growing demand for the product, not only in the third world countries but in the developed countries as well. Kayjay Sharp a company got ISO 9001:2008 certifications in the year 2000, in recognition of its perfection of the state-of-the-art technology in the field of pump sets.

### PERIPHERAL – NON SELF PRIMING PUMPS

The Peripheral Non Self Priming Pumps are used in domestic overhead tanks, curing at construction sites, pressure boosting system at homes, fountains and small irrigations.

- FEATURES:
- High quality extruded aluminium body.
  - Double sealed precision ball bearings with life lubrication.
  - Fitted with motor protector.
  - Stainless steel shaft.
  - Forged brass impeller which is electronically balanced.
  - Graded cast iron pump casing and motor bearing housing.
  - Mechanical seal with high alumina seal face.
  - TEFC capacitor start and run motor.
  - Single (or) Three phase options.
  - Capacitor housed in the capacitor box on top of the aluminum body in Deluxe models.
  - 1.5 m length extra cord for convenient installation for deluxe models.



Model	Power kW(HP)	Suction Lift m(ft)	Total Head in Metre Discharge in Litres/Min								Pipe Size mm(inch)		Weight kgs	
			6	12	18	24	30	36	42	45	sction	Delivery		
1Phase 3Phase MROSDE –	0.18(0.25)	8(25)	23	18	13	–	–	–	–	–	–	19(3/4")	19(3/4")	6.5
MR1SDE –	0.37(0.50)	8(25)	40	30	24	20	15	–	–	–	–	25(1")	25(1")	6.8
MR2ST MR2TT	0.37(0.50)	8(25)	40	30	24	20	15	–	–	–	–	25(1")	25(1")	6.9
MR2SD MR2TD	0.37(0.50)	8(25)	40	30	24	20	15	–	–	–	–	25(1")	25(1")	7.45
MR5SD MR5TD	0.75(1.00)	8(25)	55	49	44	38	32	24	17	14	–	25(1")	25(1")	10.95

### CENTRIFUGAL PUMPS – THREAD TYPES

The Centrifugal Pumps with single centrifugal impeller are suitable for pumping clean water and fluids which are not chemically aggressive. They are extremely reliable, simple to use, finding many uses in domestic and civil applications such as a distribution of water from medium sized surge tanks, transferring water, water gardens etc. The shape of the impeller transmits a radial motion to the fluid from the center outwards with a minimum hydraulic loss. The blades inside the impeller channel transfer energy to the fluid both in the form of pressure and increased speed. After leaving the impeller the fluid passes to the volute and tapered diffuser which transform into pressure energy.

- FEATURES:
- High quality extruded aluminium body.
  - Brass impeller- Centrifugal radial flow type.
  - Stainless steel motor shaft.
  - Ceramic and Graphite Mechanical seal.
  - Good suction capacities and high delivery rates.



Model	Power kW(HP)	Suction Lift m(ft)	Q lpm	Head in Meter																Pipe Size mm	
				0	10	20	30	40	50	60	70	80	90	100	110	120	130	140	150		160
1 Phase 3 Phase			m3/Hr	0	0.6	1.2	1.8	2.4	3.0	3.6	4.2	4.8	5.4	6.0	6.6	7.2	7.8	8.4	9.0	9.6	
SCPm152 SCP 152	0.55(0.75)	8(25)	Head in Meter	33	32	31	29.5	28	27	25	23	–	–	–	–	–	–	–	–	–	25(1")x25(1")
SCPm158 SCP 158	0.75(1.0)	8(25)		36	34	33.5	33	32.5	31.5	30	29	27	25	–	–	–	–	–	–	–	25(1")x25(1")
SCOm170 SCP 170	1.1(1.5)	8(25)		41	–	–	38	37	36	35	33.5	32	30	28	25	22	–	–	–	–	32(11/4")x25(1")
SCPm190 SCP 190	1.1(2.0)	8(25)		48	–	–	45	44	43	42.5	41	40	38	36.5	34.5	33	31	29	26.5	24	32(11/4")x25(1")



Usha International Ltd is a leader in consumer durable manufacturing, marketing and distribution with a diverse portfolio under India's best loved brand USHA. Today USHA is a leading name in more than 60 countries.

- CEILING FAN • EXHAUST FAN • STAND FAN • TABLE FAN • WALL FAN
- HEAVY DUTY METAL EXHAUST FAN [TURBO]



Mist Air



Ace Ex



ATOM EX



Mist Air Orbit



Mist Air



Turbo Heavy Duty



Crisp Air - Square



Crisp Air - Round

Everlux Lighting, once a leader in High Density Discharge (HID) Lamps & Lighting, is now an important player in sustainable, energy efficient, durable lighting. Led lights because of it's longer lifespan, lower overall cost, reduced energy consumption are the order of the day. Everlux brand is well known for it's competitiveness, reliability and efficiency

### LED FLOOD LIGHT



**300W, 400W**  
 MODEL NO: ELX-SL-F16-300  
 ELX-SL-F16-400  
 WATTS: 300W, 400W  
 VOLTAGE: 85-265V 50Hz  
 LUMENS: 21,600 LM (300W)  
 28,800 LM (400W)  
 COLOUR TEMP: 6500K  
 LIFE TIME: 20,000 HRS  
 PF: 0.9  
 LED DRIVER: ISOLATED IC  
 SMD CHIP

**30W, 50W, 100W**  
 MODEL NO: ELX-SL-F11-30W,  
 ELX-SL-F11-50W, ELX-SL-F11-100W  
 VOLTAGE: 85-265V 50Hz  
 LUMENS: 2025 (30W),  
 3375 (50W), 6750 (100W)  
 COLOUR TEMP: 6500K  
 LIFE TIME: 20,000 HRS  
 PF: 0.9  
 CRI: 80  
 LED DRIVER: ISOLATED IC



### FLUORESCENT BATTEN

FLUORESCENT LAMP FIXTURE FOR T8 LAMP  
 220V- 240V  
 50-60Hz  
 Size: 1x18, 1x36, 2x18, 2x36



### LED STRIP LIGHT



**SMD5050-60D-10MM-12V**  
 Watt: 12V  
 Specification: 60LEDs/m  
 Power: 14.4W/m  
 Beam Angle: 120  
 Life: 15000 Hrs  
 IP Rate: IP 20  
 Input: DC12V  
 Length: 5M/Roll  
 CRI: >70  
 Colour: 3000K / 6000K

### LED T8 GLASS TUBE

<b>ELXFT8-12W</b>	<b>ELXFT8-23W</b>
Watt: 12W	23W
Voltage: 220V- 240V	220V- 240V
Lumen: 1200lm	2300lm
CRI: 70	70
Colour Temp: 6500K	6500K
Length: 600mm	1200mm



Lumino Lighting LTD UK is known as LED solution providers. Lumino produce state of art LED luminaries with appealing design and outstanding quality. Lumino has built a good reputation at home and abroad with top quality products and advanced lighting solutions. Lumino's extensive range of indoor and outdoor lighting is capable to cover the entire spectrum of project requirement. Applications: Hotels, restaurants, retail stores, shopping malls, offices, warehouse and facade etc.



Doron Spot



Pro-Spot



Pro-Spot



Coloron



Colorado



Slim panel - Round



Slim panel - Square



Roci Pro



Roci Pro - Square



Saturn



LED Parkade



Try-Proof



Lumi Linear



A Polo



Polo




Solo



Lumi Linear



Neon Flex



Focsy SMD



Ceiling & Wall Deco



Middle East Specialised Cable company (MESC) is a world class manufacturer of Industrial, Instrumentation and process control cables that are manufactured to international standards and tested and certified by worldwide prestigious institutions. Started in 1993 in Riyadh, KSA MESC has evolved in structure to become an international player and has become the one-stop-shop for client and project needs.

- SINGLE CORE CABLE / BUILDING WIRE
- FLEXIBLE CABLE
- LOW VOLTAGE POWER & CONTROL CABLE
- RUBBER CABLE




**MAY**<sup>TM</sup>

MAY QUALITY INDUSTRIES SDN. BHD is one of Malaysia's leading manufacturers and suppliers of electrical accessories since 1999. The company started operation with the manufacturing of plug tops and today is producing over 150 different product models in more than 20 categories with good quality and competitive prices.



- EXTENSION SOCKETS
- PLUG TOP
- UNIVERSAL MULTIPIN ADAPTOR





For 40 years, Megalite has been offering quality lighting solutions to the world market by providing state of the art luminaires for commercial, Industrial and out door applications. The 100 percent committment to product quality, durability, performance and esthetics had helped megalite established as a leading manufacturer of afforable worldclass luminaire. In many parts of the world.



HERCULED



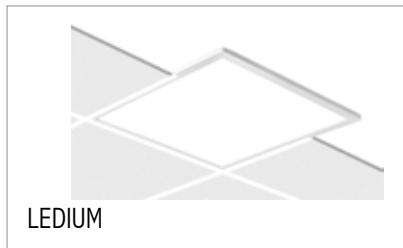
INFINITY



LEDISEAL



LEDIUM SURFACE



LEDIUM



CORONA



Vossloh – Schwabe belongs to the world’s largest manufacturer of Electro – technical and Electronic components for lighting technology and offers an extensive range with convincing quality. For many years Vossloh Schwabe has been distinguished by its extensive high quality and innovative product range for various fields of application.

- ELECTROMAGNETIC BALLASTS • ELECTRONIC BALLASTS • TRANSFORMERS • IGNITORS • CAPACITORS
- LAMP HOLDERS & ACCESSORIES • CONTROL GEAR UNITS • DIMMERS

**Electromagnetic Safety Transformers**

VS

Superior Electromagnetic Ballast Transformers  
For low-voltage lamps (nominal voltage 12 V)  
Capacity range: 15-20 W, 25-40 W, 35-50 W, 40-60 W, 45-70 W, 45-80 W, 75-100 W

Superior Electromagnetic Ballast Transformers with Thermal Cut-off  
Capacity range: 15-20 W, 25-40 W, 35-50 W, 40-60 W, 45-70 W, 45-80 W, 75-100 W

Enhanced Electromagnetic Ballast Transformers, Protection Class II  
Capacity range: 15-20 W, 25-40 W, 35-50 W, 40-60 W, 45-70 W, 45-80 W

DL 02E2, 019, 70: 1-ampere  
For low-voltage lamps (nominal voltage 12 V)

DL 02A, 001, 001, 3  
0,75, 0,5 Push-Button

**Parallel Connected Capacitors**

VS

Capacitors for Fluorescent Lamps

Capacitors for discharge lamps

**Electronic Ballasts for Fluorescent Lamps T8 (T26)**

VS

Wattage	Wattage	Wattage
15 W	20 W	30 W
40 W	50 W	60 W
70 W	80 W	90 W
100 W	120 W	150 W


**HID Systems**

VS

Compact Ballast for Electromagnetic Ballasts with Output 0,5 x 0,5 mm  
For high-pressure sodium lamps (HPS) 100-150 W (nominal voltage 240, 250-300 W and electronic ballast range 100-150 W)

Compact Ballast for Electromagnetic Ballasts with Output 0,5 x 0,5 mm  
For high-pressure sodium lamps (HPS) 200-300 W (nominal voltage 240, 250-300 W and electronic ballast range 100-150 W)





Cupra was established in the early 1990's. The company commenced operations as a small unit manufacturing lightning protection components complying to British Standards in England. Thereafter, the Company was acquired in 2001 by LCC Group, and the group was renamed as Cupra International. The brand Cupra has gained acceptance across several continents, with specifiers increasingly confident of the capability of Cupra to deliver tailor made solutions and the highest level of service in the industry. At Cupra customer service is a way of life. Products are developed taking into account the customer requirements.

- FLOOR DISTRIBUTION SYSTEM
- EARTHING & LIGHTNING PROTECTION SYSTEM
- PIPER GI CONDUIT
- FLEXIBLE CONDUIT & FITTINGS



**VINI-TAPE<sup>®</sup>**

Vini-tape by Denka Company is a well known brand of PVC adhesive electric insulation tape. Its main characteristics are high quality, excellent workability, cold resistance, availability of wide range of colours and environmental friendly pressure sensitive adhesive.

**INSULATION TAPES**



# EVERHOT

Al Huraiz Water Heater Division established in 1975 is renowned with its Flagship Brand EVERHOT synonymous with water heaters in GCC countries. Everhot products have been certified by United Arab Emirates authorities (ESMA), Gulf Conformity Mark (GMARK), Kingdom of Saudi Arabia authorities (SASO), and GOST-R for Russia.

**AUTOMATIC ELECTRIC WATER HEATER**  
I t a l i a n   T e c h n o l o g y



**CELEBRATING 46 YEARS OF Trust and Experience**

**3 Years WARRANTY**

**Heating Element\***  
Made in Italy

**Safety Valve\***  
Made in Italy

**Thermostat\***  
Made in Italy

**ESMA Quality Mark NB-0003**

**DNV-GL MANAGEMENT SYSTEM CERTIFICATION ISO 9001: ISO 14001**

**CE**



## EVERHOT - WATER HEATER FEATURES

### INNER TANK

The inner tank of Automatic Electric Water Heater is made of high quality thick hot dipped galvanized steel.

### INSULATION

Heaters are thermally insulated with high density CFC free polyurethane foam (PUF) filled around the inner tank of excellent heat retention which minimizes heat loss and ultimately saves energy.

### \*HEATING ELEMENT

High quality Italian make, pure copper sheathed heating element (thread in type) permits rapid thermal exchange & easy to replace.

### \*DOUBLE SAFETY THERMOSTAT

The Italian thermostat is combined with the temperature regulator and safety cut off. The system has double pole safety overheating control mechanism which cut off power supply automatically in the event of failure of main thermostat.

### OUTER BODY

The outer body is made of superior quality steel & electrostatically powder coated with high gloss epoxy Polyester (white) to give superior finish and long lasting life.

### ANTI SPLASH MECHANISM

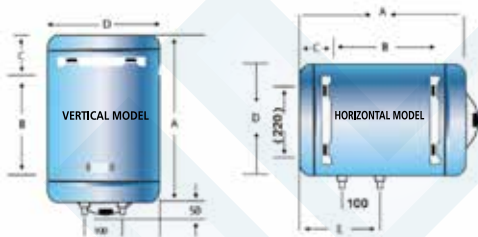
Directs incoming cold water to bottom of the tank, thereby eliminates at upper portion, mixing of cold & hot water hence ensures continuous supply of hot water at all times.

### SAFETY VALVE

Twin function non-return cum safety valve which maintains pressure inside the tank, hence prevent expansion / explosion of inner tank, in the event of thermostat failure. Also this valve helps to retain water inside the tank thereby prevents draining of water and element burnout.

## STANDARD TECHNICAL SPECIFICATIONS

Model	Capacity	Dimensions in 'mm' Tolerance: +/-5mm				Rated Power	PACKING DETAILS		
		A	B	C	D		Length x Width x Height +/- 5mm	Gross Weight +/- 1kg	Quantity in (1x40) HC Container
FEH40-040V	40	510	NA	130	400	1200	430 x 430 x 600	14.8	594
FEH40-040H	40	510	250	130	400	1200	430 x 430 x 600	14.8	594



Max. Working Pressure: 0.8 MPa  
Rated Voltage: 220-240VAC, 1Phase  
Frequency : 50-60 Hz

Thermostat Rating: 16 Amps  
Max Thermostat setting: 70°C

Safety cutout: 83°C  
Inlet / Outlet Pipe Sizes: 1/2" (15NB) BSPT  
Degree of Protection : IPX1



Tel: +9682 281 4999 | E-mail: [sales@rayelectrical.com](mailto:sales@rayelectrical.com)

Post Box: 1576, Postal Code: 131  
Muttrah - Darsait, Muscat, Sultanate of Oman

[www.rayelectrical.com](http://www.rayelectrical.com)